

Soil Ratings for Lawns and Landscaping

Soil ratings for lawns and landscaping are based on soil properties that affect the growth of plants.

A rating of slight means soil properties are generally favorable for the rated use, or in other words, limitations that are minor and easily overcome.






A rating of moderate means that some soil properties are unfavorable, but can be overcome by careful planning, design and good management.

A rating of severe means soil properties are so unfavorable and so difficult to correct or overcome as to require soil reclamation, special design or intensive maintenance. Some properties are so unfavorable for a particular use that overcoming the limitations is most difficult and costly and commonly not practical for the rated use.

Limitations for lawns and landscaping identified in the Peapack Brook Subwatershed are as follows:

- Flooding
- Large stones
- Slope
- Small stones
- Wetness
- Depth to rock
- Droughty
- Ponding

Legend

-  Rivers & Streams
-  Subwatershed Boundaries
-  Municipal Boundaries
-  Roads
-  Lakes & Ponds

Soil Ratings for Lawns and Landscaping

- Slight Limitation
- Moderate Limitation
- Severe Limitation



December 2006
Produced by
Upper Raritan Watershed Association
GIS Department

Data Sources:
NJ Dept of Environmental Protection
NJ Dept of Transportation
US Geological Survey
USDA Natural Resources Conservation Service

0 0.2 0.4 0.8 Miles

